




Prefabricated substations HEKA



The **HEKA** prefabricated substations have been developed for the transformation of 6... 24/0.4 kV medium voltage power for the use of consumers. These units include low and medium voltage switchgear equipment, circuit protection devices, a transformer, as well as all necessary wiring and accessories.

CONSTRUCTION

The substation enclosures are manufactured out of 2.0 mm thick, galvanized, sheet metal. They are resistant to ultraviolet light and have a protective surface with powder-coating paint. The design of these substations has the advantage that the enclosure and base can be lifted and transported to its location after prefabrication; however, after the transformer has been installed, consultation with the manufacturer is advised.

Substations enclosures made out of reinforced concrete are available with several types of exterior finishing (plain concrete, crushed granite surfacing, simulated brick finish, painted as well as smooth surfacing). The units that can be accessed from the outside have an integrated base for cabling; those that can be maintained from the inside have separate base modules. The units can be lifted and transported after the electrical equipment has been installed; though, once the transformer has been added, consultation with the manufacturer is advised.

ELECTRICAL EQUIPMENT

Medium voltage equipment: available with one to five chambers; air or SF6 insulation switching (for example, ABB SafeRing; Siemens 8DJ20 and 8DH10, Merlin-Gerin RM6 and SM6, Eaton Holec Xiria).

Low voltage equipment: available with up to 2500 A rated current in various configurations and equipped with a choice of fuses and automatic circuit breakers for the outputs. Additional options: areas for metering and billing, sections for providing street lighting, and reactive-power compensation.

Power transformers that are rated up to 1600 kVA are available either submerged in oil or in a dry state. In order to prevent environmental damage, the units have an integrated oil collector in the base. The substations are pre-equipped with the necessary cabling for connections to low and medium voltage switching equipment.



TRANSPORT AND INSTALLATION

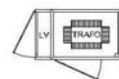
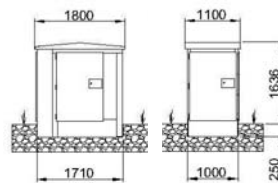
The substations are equipped with loops for lifting hooks. The base, enclosure and roof should be lifted separately. The base contains the cabling. On-site installation steps include the preparation of the floor base and the external connections. Each unit includes manuals for installation and use.

TESTS AND STANDARDS

The prefabricated substations have been manufactured and tested according to the standards IEC 61330 and IEC 62271-202. All components contained in the unit conform to these standards.



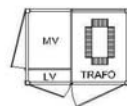
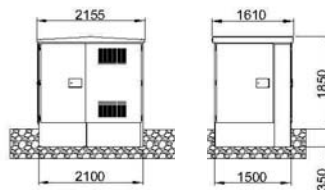
HEKA 1 VM 160



Sn max	160 kVA
In (MV)	-
In (LV)	400 A
M	400 kg



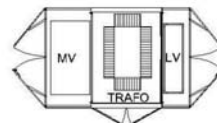
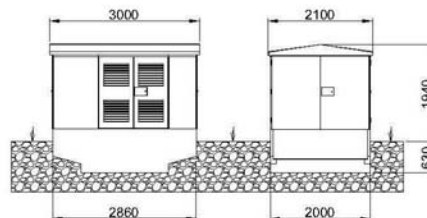
HEKA 1 VM 250



Sn max	250 kVA
In (MV)	630 A
In (LV)	400 A
M	650 kg



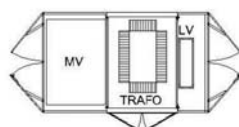
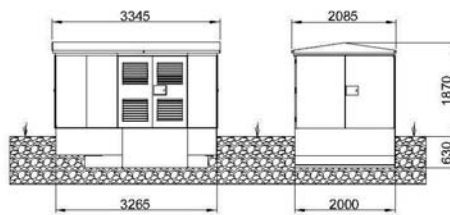
HEKA 1 VM 1000-2



Sn max	1000 kVA
In (MV)	630 A
In (LV)	1600 A
M	1850 kg



HEKA 1 VM 1000-3

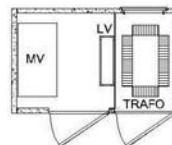
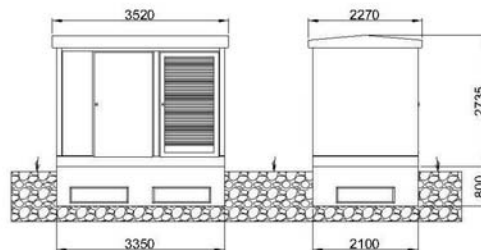


Sn max	1000 kVA
In (MV)	630 A
In (LV)	1600 A
M	2100 kg

Non Walk-in prefabricated metal enclosure substations



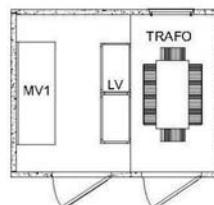
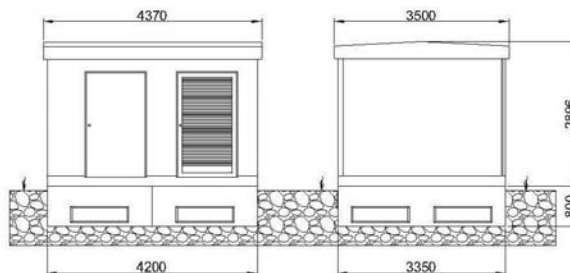
HEKA 1 SB 1000



Sn max	1000 kVA
In (MV)	630 A
In (LV)	1600 A
M	12500 kg



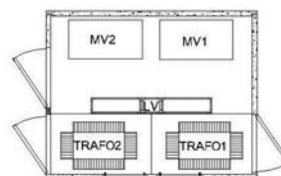
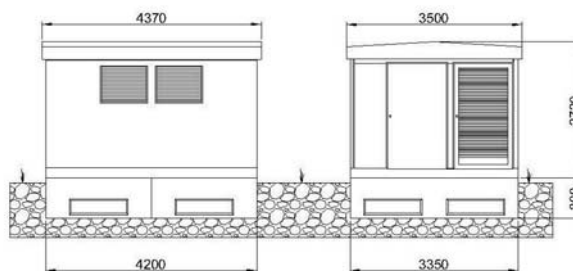
HEKA 1 SB 1600



Sn max	1600 kVA
In (MV)	630 A
In (LV)	2500 A
M	26000 kg



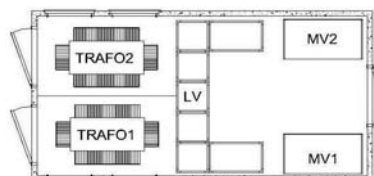
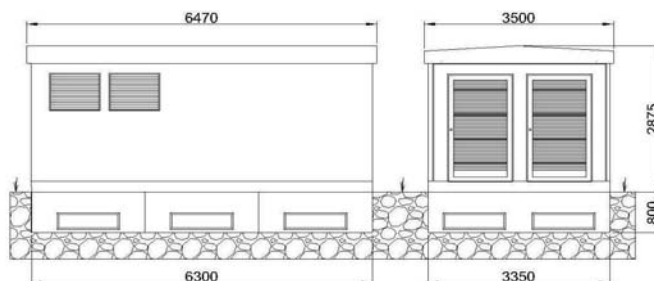
HEKA 2 SB 1000



Sn max	2x1000 kVA
In (MV)	630 A
In (LV)	1600 A
M	21000 kg



HEKA 2 SB 1600

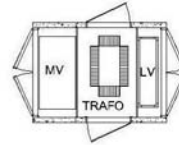
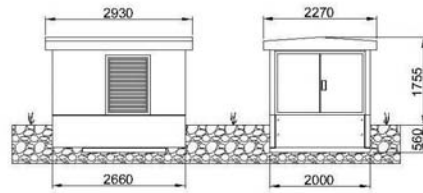


Sn max	2x1600 kVA
In (MV)	630 A
In (LV)	2500 A
M	30500 kg

Walk-in prefabricated concrete enclosure substations



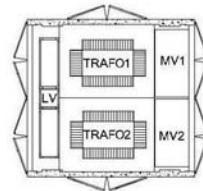
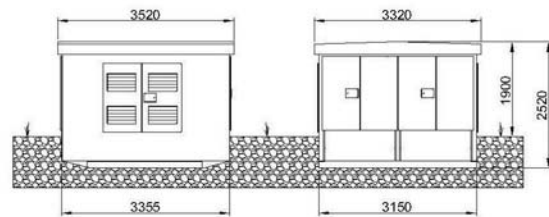
HEKA 1 VB 630



Sn max	630 kVA
In (MV)	630 A
In (LV)	1000 A
M	7200 kg



HEKA 2 VB 1000



Sn max	2x1000 kVA
In (MV)	630 A
In (LV)	1600 A
M	10000 kg

Non Walk-in prefabricated concrete enclosure substations

SUBSTATION NAME CODE

Product family:

HEKA	Harju Elektek prefabricated substation
------	--

Number of power transformers:

1	One power transformer
2	Two power transformer

Access for maintenance:

S	Interior
V	Exterior

Enclosure material:

M	Metal
B	Concrete

Transformer maximum power:

160	kVA
250	kVA
630	kVA
1000	kVA
1600	kVA

DATA CODE

Sn max	Rated maximum power of the substation
In (MV)	Rated normal current of the middle voltage switchgear
In (LV)	Rated normal current of the low voltage switchgear
M	Total mass of the substation (without power transformer)



AS Harju Elekter Elektrotehnika
Paldiski mnt 31, 76606 Keila, Estonia
Tel + 372 674 7449
Fax + 372 674 7441
mail@he.ee
www.harjuelekter.ee/elektrotehnika

